

ENDING COVID-19



ONE SHOT at a time



Thank you for scheduling your COVID-19 vaccination. We are excited that you are joining this important movement to end COVID-19, one shot at a time.

Important things to know about your appointment:

- You must be age 70 or older or a health care worker.
- Please arrive on time.
- Bring photo ID and if you have insurance, your insurance card.
- Stay 6 feet apart from others to maintain social distancing.
- Wear a mask at all times. If you do not have a mask, one will be provided to you.
- Wear a shirt that allows easy access to the upper arms.
- Plan to stay at the site for 15 to 30 minutes after you get the vaccine.

For more information, find your preferred location on the following pages.



Downtown

WADE MOUNTZ AUDITORIUM

Norton Hospital • 200 E. Chestnut St.

- Park in the Norton Hospital parking garage, accessible from Gray Street or Chestnut Street.
- Enter the building from the second floor of the garage.
- Go through the screening checkpoint.
- Once you enter the hospital, go to the welcome desk and turn right.
- Follow the hallway to Wade Mountz Auditorium on the right.

S. RANDOLPH SCHEEN FAMILY CONFERENCE CENTER

Norton Children's Hospital • 231 E. Chestnut St.

- Park in the Norton Children's Hospital parking garage located at **214 Abraham Flexner Way**. From Floyd Street, turn onto Abraham Flexner Way and the garage entrance is on the left.
- Enter the hospital from the first floor of the parking garage.
This is the only open entrance to the hospital. The main entrance on Chestnut Street is closed.
- Proceed to the screening table.
- Follow the hallway to the right. Turn left at the end of the hall to enter the conference center.



Bring your parking ticket with you to your appointment. Parking will be validated.

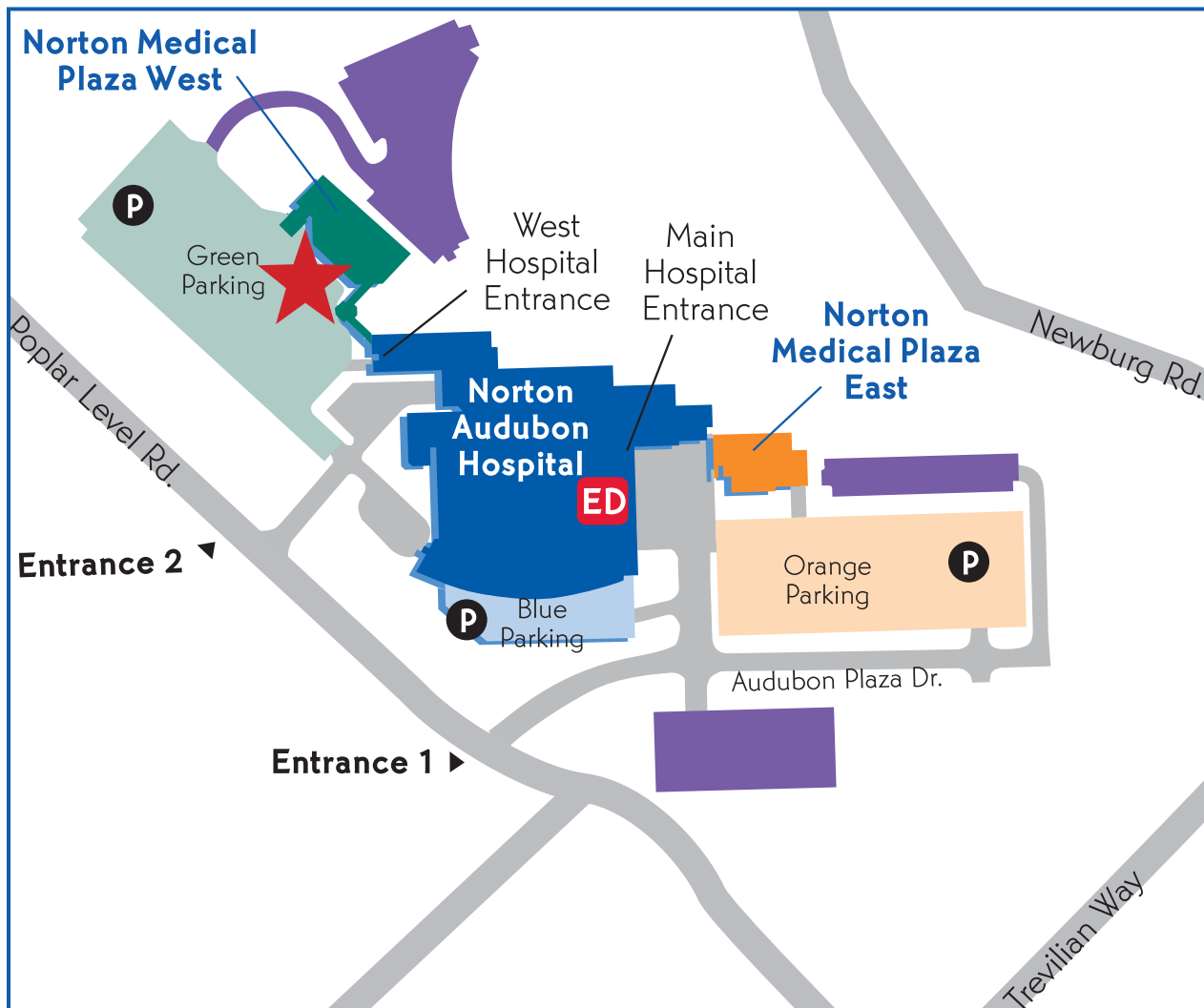


Norton Audubon Hospital Campus

NORTON MEDICAL PLAZA WEST – AUDUBON • CLASSROOM 4

Norton Medical Plaza West – Audubon • 2355 Poplar Level Road

- Enter using Norton Medical Plaza West entrance.
- Take the elevator down to floor G1.
- Classroom 4 is around the corner from the elevators.



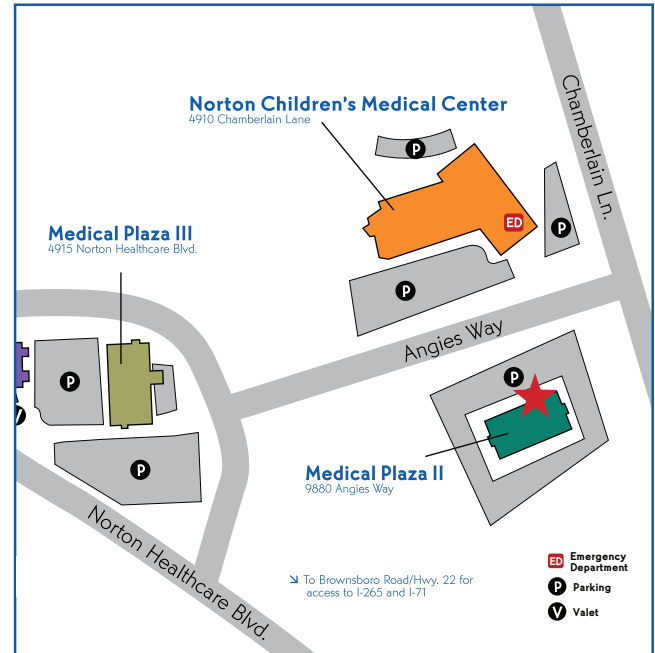
Norton Brownsboro Hospital Campus

SELECT THE LOCATION THAT IS DESIGNATED FOR YOUR APPOINTMENT

NORTON MEDICAL PLAZA II - BROWNSBORO SUITE 120

Norton Medical Plaza II - Brownsboro
9880 Angies Way

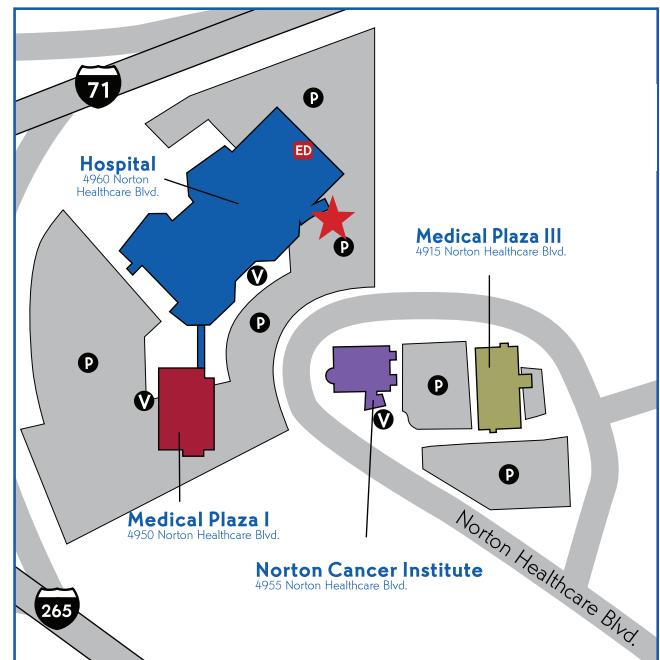
- Enter Medical Plaza II.
- Follow the signs to Suite 120.



NORTON BROWNSBORO HOSPITAL CONFERENCE CENTERS A AND B

Norton Brownsboro Hospital
4960 Norton Healthcare Blvd.

- Enter the hospital through the east side using the visitor entrance.
Stop at the screening table.
- Proceed down the hall to the conference centers on the left.



Norton Healthcare – St. Matthews Campus

MARSHALL WOMEN'S HEALTH & EDUCATION CENTER

Norton Medical Plaza 3 – St. Matthews, Suite 108 • 4123 Dutchmans Lane

- Park in the Medical Plaza 3 parking garage (closest to Browns Lane).
- From the garage, enter Medical Plaza 3 on the first floor.
- Marshall Women's Health & Education Center is at the end of the hall on the right.

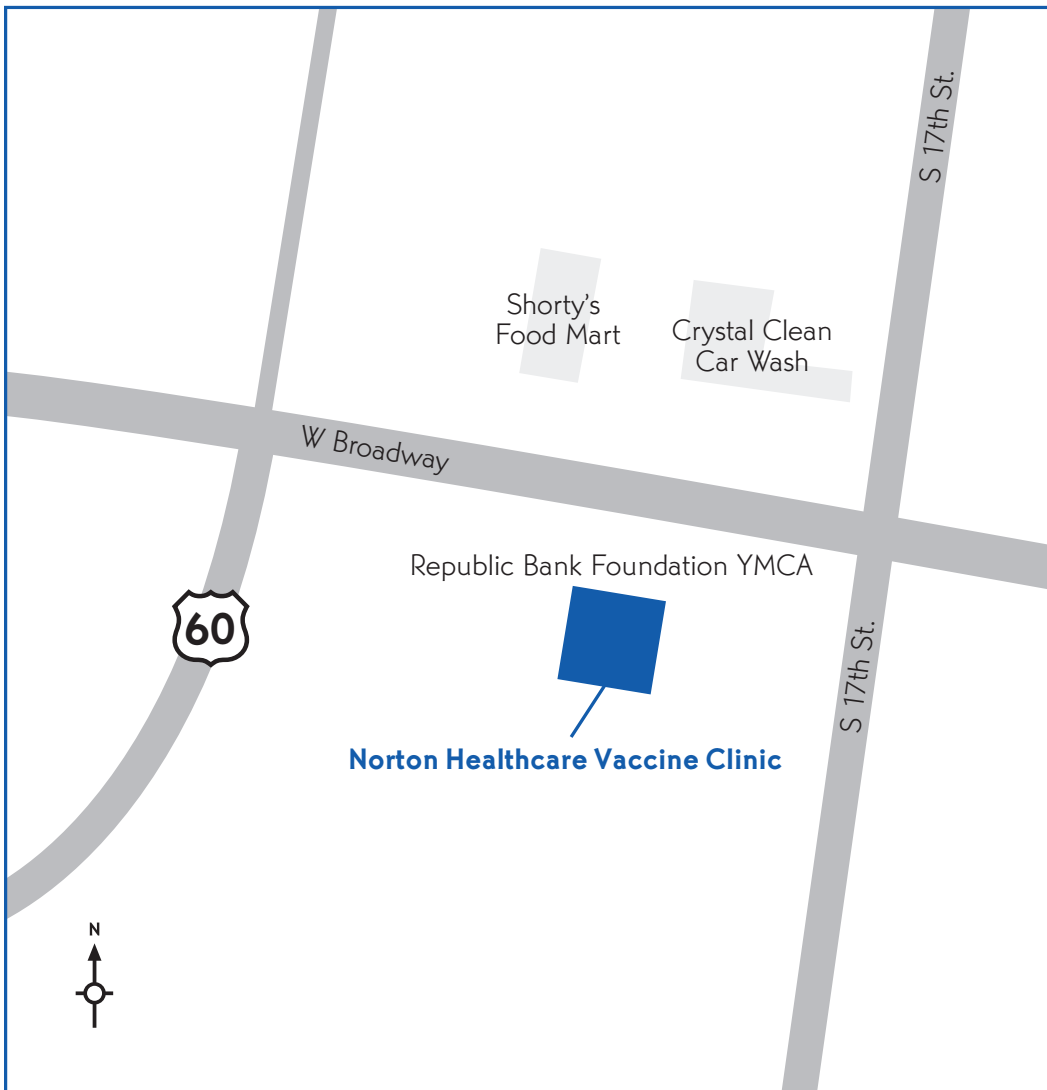


Republic Bank Foundation YMCA

NORTON HEALTHCARE VACCINE CLINIC

Republic Bank Foundation YMCA • 1720 W. Broadway

- Parking is available behind the building.
- Enter through the rear door.
- Once inside, take the elevator to the second floor.



Corner of Breckenridge and Dutchmans lanes

NORTON HEALTHCARE VACCINE CLINIC

1001 Breckenridge Lane • Suite 113

- Park in the lot at the front of the building.
- Enter through the front door and proceed to registration.

